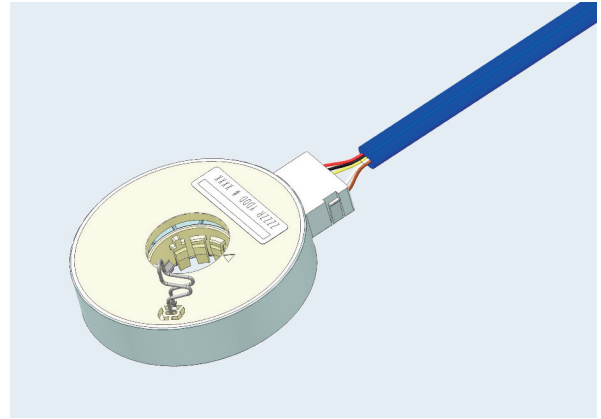


SX-4429

LH3 Steering Sensor with Multi-turn Position Output

The LH3 position sensor is ideally suited for steering systems.



ELECTRICAL¹

Position Signal Linearity (P1, P2)	±1.5%
Position Signal Microgradient (P1, P2)	±30% of theoretical slope over 2° interval
Multi-turn Position Accuracy (P3)	±3%
Multi-turn Position Sensed Angle	±900°
Total Resistance	932 Ω ±30%

MECHANICAL

Position Mechanical Travel	Continuous
Turning Torque (position rotor to housing)	0.06 NM maximum
Weight	95 grams maximum

ENVIRONMENTAL

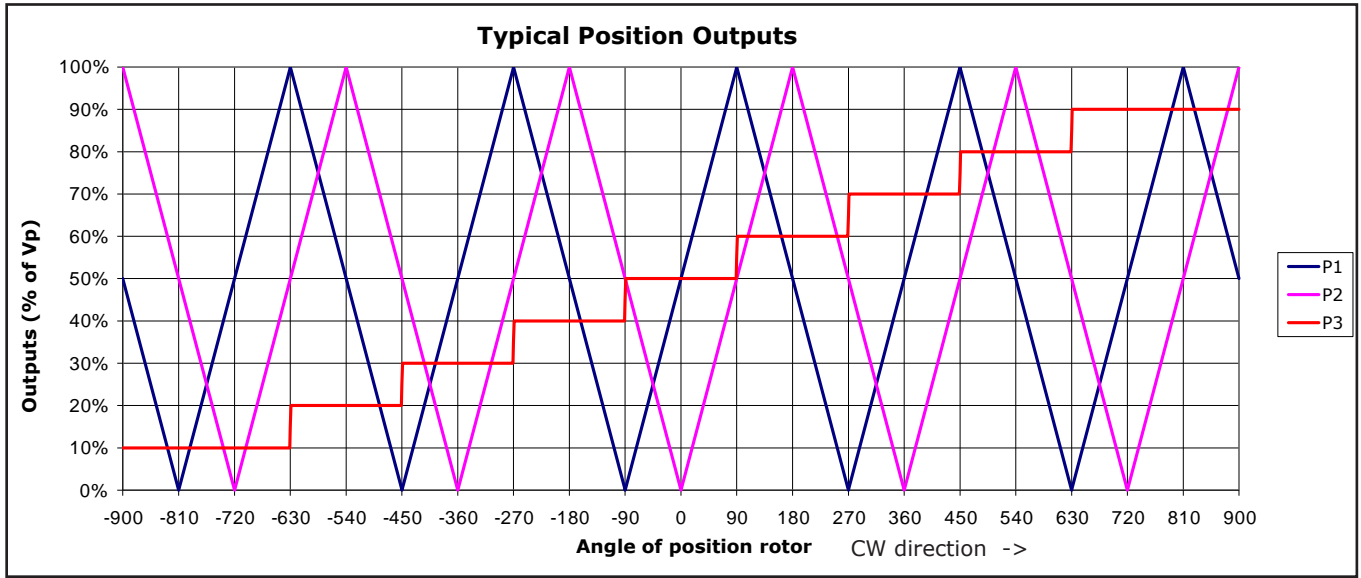
Operating Temperature Range	-40°C to +85°C
Shock	14 ms half-sine at 300 m/s ²
Vibration	10 to 55 Hz with 1 mm P-P constant displacement, 120 hours each of 3 planes
Position Rotational Life	1 million cycles
Storage Temperature Range	-40°C to +105°C

¹ Specifications subject to change without notice.

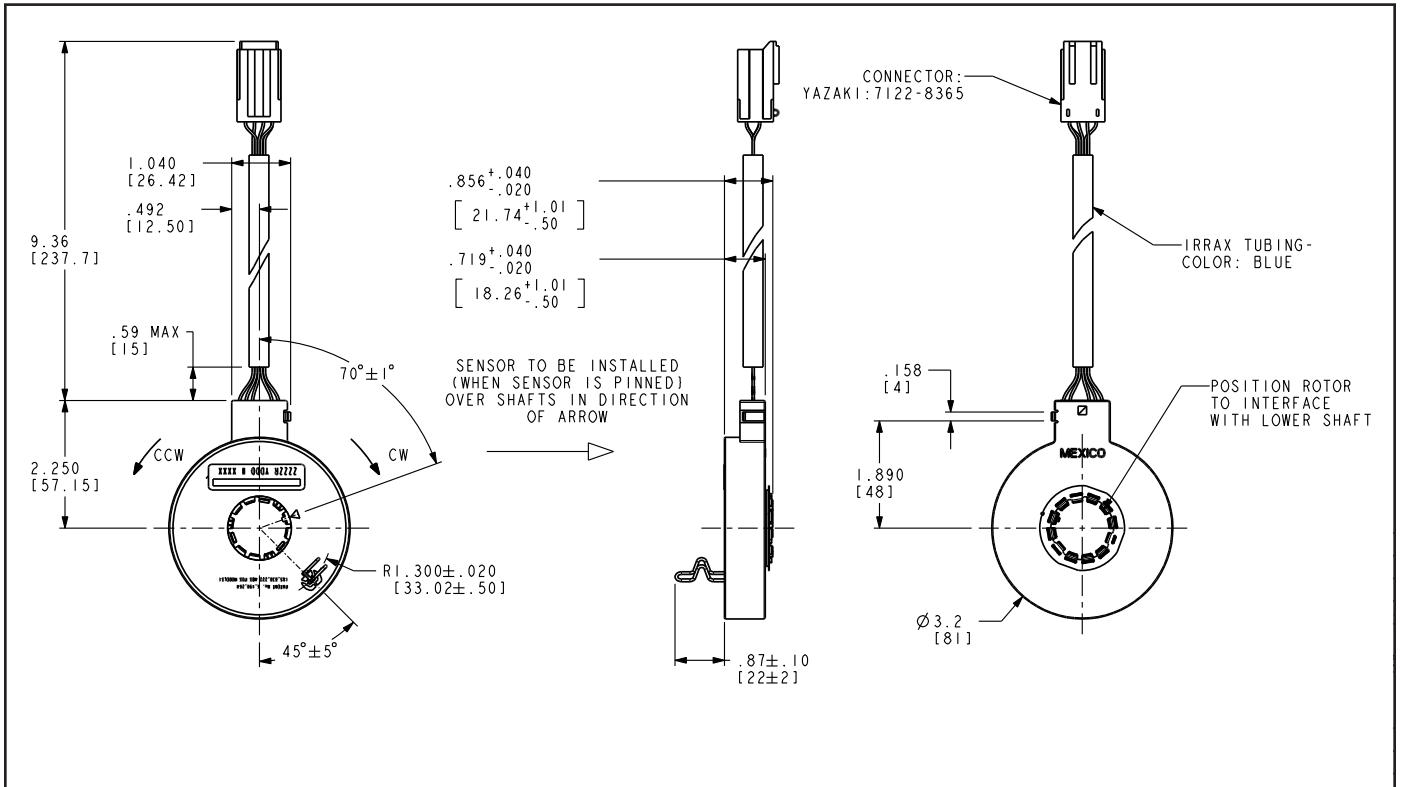


SX-4429

OUTPUT CHART



OUTLINE DRAWING



Tolerances ±0.25 mm unless otherwise specified. See drawing # 122-4429-80 for details.

SX-4429

PINOUTS

PIN OUTS-6 PIN CONNECTOR			
YAZAKI: 7122-8365			
2			1
6	5	4	3

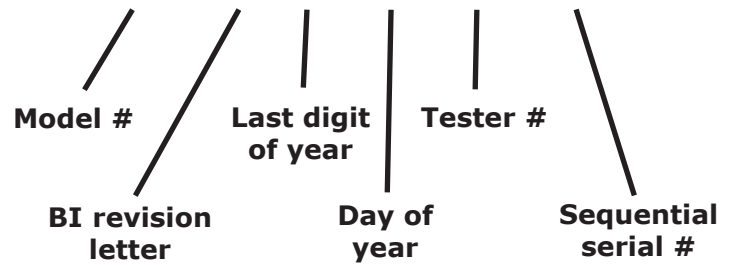
(PIN No.'S ARE INDICATED AS WIRES ENTER CONNECTOR END)

PIN No.	SIGNAL	WIRE COLOR
1	Vcc	RED
2	GND	BLACK
3	P1	BROWN
4	P2	WHITE
5	P3	YELLOW
6	NOT USED	- - -

BARCODE LABEL

Code 128 symbology

4429 A Y DDD T SSSS



RECOMMENDED INTERFACE

